

# MERSEYSIDE COUNTY SCHOOLS X-C 2012

## SEFTON PARK - LIVERPOOL

RACE RESULTS SATURDAY FEBRUARY 4<sup>th</sup>


MINOR GIRLS (Yr 5-6) - 5 to score Distance approx. 1.5k

PLACE	BIB	NAME	District	TIME	AGE
1	457	Juliet Hodder	Wir	5.02	6g
2	336	Lucy Miller	Liv	5.09	6g
3	328	Fay Ireland	Liv	5.12	6g
4	299	Catherine Spencer	Wir	5.20	6g
5	430	Mia Alsamarrie	Liv	5.26	6g
6	315	Abbie Darby	Liv	5.27	6g
7	174	Megan Barnsley	StH	5.29	6g
8	436	Lucy Miller	Liv	5.29	5g
9	168	Alexandra Barnsley	StH	5.33	6g
10	337	Maddy Broad	Liv	5.44	6g
11	262	Olivia Williams	Sef	5.45	6g
12	264	Alice Delaney	Sef	5.47	6g
13	434	Emily Derby	Liv	5.47	6g
14	334	Jessica McDonald	Liv	5.48	6g
15	329	Grace Preston	Liv	5.48	6g
16	335	Lucinda VanSteen Shannon	Liv	5.51	6g
17	371	Hannah Skaife	Liv	5.52	ig
18	332	Jamie Murphy	Liv	5.54	6g
19	429	Millie Raine	Liv	5.54	6g
20	458	Lily Atkins	Wir	5.57	6g
21	323	Emelia Williamson	Liv	5.59	6g
22	263	Olivia Pines	Sef	5.59	6g
23	133	Katie Westby	Wir	6.01	jg
24	159	Grace Ward	Kno	6.06	6g
25	338	Milli Smith	Liv	6.08	6g
26	432	Xisca Cleaverly	Liv	6.10	6g
27	171	Laren Tully	StH	6.15	6g
28	324	Emily Lucas	Liv	6.15	6g
29	176	Rosie Dyer	StH	6.24	6g
30	478	Chantelle Hughes	Kno	6.26	6g
31	327	Eva Woodhouse	Liv	6.27	6g
32	437	Alex Tasker	Liv	6.28	5g
33	479	Alicia Lea	Kno	6.32	6g
34	339	Nadia Alsamarrie	Liv	6.33	6g
35	432	Xisca Cleaverly	Liv	6.37	6g
36	480	Jo Perry MacFie	Kno	6.40	6g
37	172	Lauren McMenemy	StH	6.41	6g
38	321	Chloe Birch	Liv	6.43	6g
39	330	Holly Davies	Liv	6.45	6g
40	205	Kanyarat Watthanasaruengkhan	StH	6.46	6g
41	431	Gabrielle Cleverly	Liv	6.46	6g
42	444	Lillie Tipton	Kno	6.54	6g
43	325	Emma Murphy	Liv	7.06	6g
44	477	Abbey Dunn	Kno	7.16	6g
45					
46					
47					
48		<b>SOME NUMBERS APPEAR TO HAVE BEEN INCORRECTLY ISSUED AND / OR ENTRY SLIPS NOT HANDED TO RECORDER, PLEASE EMAIL WITH NAME CHANGES.</b> champsec2012@gmail.com			
49					
50					
51					
51					

### OVERALL TEAM RESULTS

1<sup>st</sup> 3 x "A" Teams gain awards

		position by team counter					
	AREA	1	2	3	4	5	TOTAL
1	LIV "A"	2	3	5	6	8	24
2	LIV "B"	10	13	14	15	16	68
3	LIV "C"	17	18	19	21	25	100
4	StH "A"	7	9	27	29	37	109
5	KNO "A"	24	30	33	36	42	165
							0
							0



IF A TIE OCCURS THE LOWER 5th PLACE IS BEST

**MERSEYSIDE COUNTY SCHOOLS X-C 2012  
SEFTON PARK - LIVERPOOL**

**RACE RESULTS SATURDAY FEBRUARY 4<sup>th</sup>**

**MINOR BOYS (Yr 5-6) - 5 to score Distance approx. 1.5k**


PLACE	BIB	NAME	District	TIME	AGE
1	1	Aaron Kearney	Wir	4.52	6b
2	3	Jacob Bovey	Wir	4.59	6b
3	307	Joshua Lowe	Liv	5.03	6b
4	301	Daniel Preston	Liv	5.04	6b
5	282	Sam Finley	Sef	5.05	6b
6	221	Benjamin Apps	Sef	5.07	6b
7	481	Liam Mooney	Kno	5.12	6b
8	4	Sam Cross	Wir	5.13	6b
9	5	Sam Tempest	Wir	5.14	6b
10	220	Michael Scully	Sef	5.15	6b
11	309	Liam Naylor	Liv	5.15	6b
12	449	Tom Clark	Wir	5.16	6b
13	202	Joe Houghton	StH	5.24	6b
14	312	Mike O'Malley	Liv	5.25	6b
15	442	Joel Dagnall	Liv	5.26	6b
16	226	Samuel Delaney	Sef	5.26	6b
17	483	Rhys Halewood	Kno	5.28	6b
18	304	Jack Naylor	Liv	5.29	6b
19	163	Jamie Little	StH	5.30	6b
20	305	Jake Johnson	Liv	5.37	6b
21	199	Tom Romano	StH	5.38	6b
22	284	Shaun McKieron	Sef	5.38	6b
23	448	Gregory Engle-williams	wir	5.39	6b
24	455	Tristan Walker	Kno	5.41	6b
25	452	Tristan Walker	Kno	5.43	6b
26	311	Mackenzie O'Neill	Liv	5.44	6b
27	281	Michael Smith	Sef	5.45	6b
28	203	Joe Hatton	StH	5.46	6b
29	283	Finn O'Hanlon	Sef	5.47	6b
30	274	Lewis Morgan	Sef	5.51	6b
31	482	Joseph Farrell	Kno	5.53	6b
32	484	Thomas Stewart	Kno	5.54	6b
33	198	Peter Davies	StH	5.54	6b
34	308	Kieran Woodhouse	Liv	5.55	6b
35	443	Kellan Hackett	Liv	5.57	6b
36	306	Josh Ingham	Liv	5.57	6b
37	204	Jake Radcliffe	StH	6.01	6b
38	201	Alex Fitzhenry	StH	6.02	6b
39	302	Ewan Relph	Liv	6.05	6b
40	303	Finlay Moran	Liv	6.10	6b
41	165	Jordan Benson	StH	6.11	6b
42	435	Sam Bannon	Liv	6.13	6b
43	310	Louie Relph	Liv	6.38	6b
44					
45					
46					
47					
48					

**SOME NUMBERS APPEAR TO HAVE BEEN  
INCORRECTLY ISSUED AND / OR ENTRY SLIPS NOT  
HANDED TO RECORDER, PLEASE EMAIL WITH NAME  
CHANGES. champsec2012@gmail.com**

**OVERALL TEAM RESULTS**

**1<sup>st</sup> 3 x"A" Teams gain awards**

RANK	AREA	position by team counter					TOTAL
		1	2	3	4	5	
1	WIR "A"	1	2	8	9	12	32
2	LIV "A"	3	4	11	14	15	47
3	SEF "A"	5	6	10	16	22	59
4	KNO "A"	7	17	24	25	31	104
5	StH "A"	13	19	21	28	33	114
6	LIV "B"	18	20	26	34	35	133
7	LIV "C"	36	39	40	42	43	200



*IF A TIE OCCURS THE LOWER 5<sup>th</sup> PLACE IS BEST*

# MERSEYSIDE COUNTY SCHOOLS X-C 2012

## SEFTON PARK - LIVERPOOL

RACE RESULTS SATURDAY FEBRUARY 4<sup>th</sup>

GIRLS – Yr 7 - 5 to score Distance approx. 2k


PLACE	BIB	NAME	District	TIME	AGE
1	358	Emily Gray	Liv	6.03	7g
2	240	Emma Alderson	Sef	6.05	7g
3	180	Alex Bottomley	StH	6.19	7g
4	197	Paige Misund	StH	6.24	7g
5	41	Jessica Farrell	Wir	6.28	7g
6	43	Krystina Martindale	Wir	6.30	7g
7	363	Mia Perry	Liv	6.35	7g
8	44	Lucy Lefeuve	Wir	6.39	7g
9	499	Bethany Casey	Liv	6.42	7g
10	243	Jessica Beasley	Sef	6.47	7g
11	275	Sally Laughton	Sef	6.48	7g
12	245	Sarah Glover	Sef	6.52	7g
13	438	Louise Cook	Liv	6.56	5g
14	271	Nisha Kumari-Webster	Sef	7.00	7g
15	179	Abbie Roberts	StH	7.01	7g
16	45	Lucy Teore	Wir	7.04	7g
17	31	Ella Johnson	Wir	7.04	7g
18	239	Ellie Kershaw	Sef	7.04	7g
19	28	Charlotte Carroll	Wir	7.12	7g
20	51	Rebecca Woods	Wir	7.19	7g
21	512	Sophie Campbell	Liv	7.25	7g
22	39	Helenna Jones	Wir	7.26	7g
23	36	Georgia Wake	Wir	7.27	7g
24	33	Emily Darroch	Wir	7.28	7g
25	181	Ellie Mawdsley	StH	7.28	7g
26	35	Gemma Teore	Wir	7.33	7g
27	48	Niamh Rattery	Wir	7.40	7g
28	419	Heather Quayle	Liv	7.43	7g
29	47	Niamh Corr	Wir	7.55	7g
30	42	Katy Hardman	Wir	7.56	7g
31	46	Natasha Rafique	Wir	8.01	7g
32	38	Hannah Owens	Wir	8.28	7g
33	32	Ellie Parr	Wir	8.34	7g
34	421	Alice Nicholson	Liv	8.37	7g
35					
36					
37					
38					
39					
40					
41					

**SOME NUMBERS APPEAR TO HAVE BEEN INCORRECTLY ISSUED AND / OR ENTRY SLIPS NOT HANDED TO RECORDER, PLEASE EMAIL WITH NAME CHANGES. champsec2012@gmail.com**

### OVERALL TEAM RESULTS

1<sup>st</sup> 3 x "A" Teams gain awards

	AREA	position by team counter					TOTAL
		1	2	3	4	5	
1	SEF "A"	2	10	11	12	14	49
2	LIV "A"	1	7	9	13	21	51
3	WIR "A"	5	6	8	16	17	52
4	WIR "B"	19	20	22	23	24	108
5	WIR "C"	26	27	29	30	31	143
6							0
7							0



IF A TIE OCCURS THE LOWER 5th PLACE IS BEST

# MERSEYSIDE COUNTY SCHOOLS X-C 2012

## SEFTON PARK - LIVERPOOL

### RACE RESULTS SATURDAY FEBRUARY 4<sup>th</sup>


**BOYS - Y7 - 5 to score** Distance approx. 2.5k

PLACE	BIB	NAME	District	TIME	AGE	
1	13	Ieuan Kearney	Wir	8.10	7b	
2	238	Matthew Richardson	Sef	8.13	7b	
3	460	David Mullarkey	IOM	8.14	7b	
4	235	Joseph Martin	Sef	8.25	7b	
5	16	Joe Wigfield	Wir	8.44	7b	
6	228	Joe Deary	Sef	8.48	7b	
7	227	Connor Bligh	Sef	8.53	7b	
8	229	Joe Gordon	Sef	9.03	7b	
9	269	Mathew Linfood	Sef	9.24	7b	
10	8	Ben Sara- Kelly	Wir	9.24	7b	
11	348	Connor Coulton	Liv	9.29	7b	
12	19	Michael Rooke	Wir	9.32	7b	
13	347	Charlie Sharp	Liv	9.38	7b	
14	24	Tom Saxby	Wir	9.41	7b	
15	20	Owen Jones	Wir	9.42	7b	
16	414	Severin Domela	Liv	9.42	7b	
17	410	Tom Clare	Liv	9.44	7b	
18	10	Chris Nixon	Wir	9.45	7b	
19	223	Ewan Lodge	Sef	9.46	6b	
20	11	Harry Edwards	Wir	9.54	7b	
21	25	Will Horan	Wir	9.56	7b	
22	7	Ben Dabner	Wir	9.59	7b	
23	272	Judd Cameron	Sef	10.09	7b	
24	158	Luke Eales	Liv	10.18	7b	
25	412	Daniel Webb	Liv	10.20	7b	
26	17	Matt Johnson	Wir	10.26	7b	
27	345	Ben Marsh	Liv	10.37	7b	
28	350	Kirk McDonough	Liv	10.51	7b	
29	349	Joseph Ollerhead	Liv	11.17	7b	
30	346	Callum Soul	Liv	11.54	7b	
31	234	Joseph Lange	Sef	12.30	7b	
32						
33						
34						
35						
36		<b>SOME NUMBERS APPEAR TO HAVE BEEN INCORRECTLY ISSUED AND / OR ENTRY SLIPS NOT HANDLED TO RECORDER, PLEASE EMAIL WITH NAME CHANGES. champsec2012@gmail.com</b>				
37						
38						
39						
40						

### OVERALL TEAM RESULTS

1<sup>st</sup> 3 x "A" Teams gain awards

		position by team counter					
	AREA	1	2	3	4	5	TOTAL
1	SEF "A"	2	4	6	7	8	27
2	WIR "A"	1	5	10	12	14	42
3	LIV "A"	11	13	16	17	24	81
4	WIR "B"	15	18	20	21	22	96
5	LIV "B"	25	27	28	29	30	139
6							0


IF A TIE OCCURS THE LOWER 5th PLACE IS BEST

# MERSEYSIDE COUNTY SCHOOLS X-C 2012

## SEFTON PARK - LIVERPOOL


### RACE RESULTS SATURDAY FEBRUARY 4<sup>th</sup>

JUN GIRLS (Yr 8-9) - 5 to score Distance approx. 3k

PLACE	BIB	NAME	District	TIME	AGE
1	195	Rosie Johnson	StH	9.50	jg
2	144	Sophie Tarver	Wir	9.56	jg
3	408	Sophie Brennan	Liv	10.09	jg
4	473	Katie Astin	IOM	10.39	jg
5	394	Anna Rowe	Liv	10.41	jg
6	191	Danielle Webb	StH	10.50	jg
7	390	Abbie Gray	Liv	10.59	jg
8	123	Beth Foster	Wir	11.02	jg
9	474	Sarah Wignall	IOM	11.05	jg
10	397	Erin McBride	Liv	11.08	jg
11	120	Aileen Kearney	Wir	11.29	jg
12	471	Aimee Cringle	IOM	11.30	jg
13	403	Melanie Cattell	Liv	11.31	jg
14	402	Meghan Finch	Liv	11.41	jg
15	139	Nicola Harris	Wir	11.42	jg
16	276	no name declared		11.48	
17	133	Katie Westby	Wir	11.49	jg
18	193	Lucy Griffiths	StH	11.51	jg
19	278	no name declared		11.57	
20	401	Lucy Cattell	Liv	12.04	jg
21	200	Savannah Morgan	StH	12.05	jg
22	196	Shannon Partington	StH	12.19	jg
23	396	Emily Rowe	Liv	12.32	jg
24	472	Ann Clarke-Smith	IOM	13.04	jg
25	130	Jessica Clifford	Wir	13.10	jg
26	425	Katherine Neo	Liv	13.46	jg
27	192	Eliabeth Dingsdale	StH	13.49	jg
28	395	Emily Radford	Liv	14.11	jg
29	128	Jade Kosanlavit	Wir	15.26	jg
30	134	Kyra Woolley	Wir	15.56	jg
31	124	Charlotte Boulton	Wir	18.06	jg
32	143	Sophie Allan	Wir	18.45	jg
33	119	Achala Thippeswamy	Wir	18.45	jg
34					
35		<b>SOME NUMBERS APPEAR TO HAVE BEEN INCORRECTLY ISSUED AND / OR ENTRY SLIPS NOT HANDED TO RECORDER, PLEASE EMAIL WITH NAME CHANGES. champsec2012@gmail.com</b>			
36					
37					
38					
39					
40					

### OVERALL TEAM RESULTS

#### 1<sup>st</sup> 3 x"A" Teams gain awards

		position by team counter					
	AREA	1	2	3	4	5	TOTAL
1	LIV "A"	3	5	7	10	13	38
2	WIR "A"	2	8	11	15	17	53
3	StH "A"	1	6	18	21	22	68
4	LIV "B"	14	20	23	26	28	111
5	WIR "B"	25	29	30	31	32	147
6							0
natterjack running 							
IF A TIE OCCURS THE LOWER 5th PLACE IS BEST							

# MERSEYSIDE COUNTY SCHOOLS X-C 2012

## SEFTON PARK - LIVERPOOL

### RACE RESULTS SATURDAY FEBRUARY 4<sup>th</sup>

JUN BOYS (Yr 8-9) - 5 to score Distance approx. 4k


PLACE	BIB	NAME	District	TIME	AGE
1	470	Will Morris	IOM	13.07	jb
2	469	Toby Tsafa	IOM	13.13	jb
3	256	Jack Lenehan	Sef	13.19	jb
4	385	Ryan Doubtfire	Liv	13.20	jb
5	386	Sean Keyes	Liv	13.21	jb
6	289	Daniel Wright	Sef	13.38	jb
7	387	Tom Clarke	Liv	13.40	jb
8	102	Jonathan Clewett	Wir	13.42	jb
9	379	Christian Woods	Liv	13.45	jb
10	375	Adam Moorcroft	Liv	13.52	jb
11	113	Sean Stenhouse	Wir	14.00	jb
12	288	Thomas Shearen	Sef	14.02	jb
13	188	Adam Woosey	StH	14.03	jb
14	417	Sam Miley	Liv	14.06	jb
15	273	Jack Stewart	Sef	14.16	jb
16	107	Mike Smith	Wir	14.25	jb
17	378	Chris Williams	Liv	14.30	jb
18	95	Jack Davies	Wir	14.33	jb
19	287	Lewis Rooney	Sef	14.44	Jb
20	106	Matthew Green	Wir	14.48	jb
21	207	James Lee	Sth	14.49	jb
22	383	Owen Sweeney	Liv	14.50	jb
23	254	Emil Pelca	Sef	14.55	jb
24	91	Gabriel Cooper	Wir	14.56	jb
25	103	Leon Barnard	Wir	14.57	jb
26	255	Harry Peacock	Sef	14.58	jb
27	105	Marcus Malloy	Wir	14.59	jb
28	252	Chris Rimmer	Sef	15.05	jb
29	285	Callum Larkin	Sef	15.16	Jb
30	87	Cris Samonte	Wir	15.19	jb
31	389	Tom Smith	Liv	15.22	jb
32	93	Greg Saville	Wir	15.27	jb
33	88	David Jamieson	Wir	15.28	jb
34	384	Rob Caddick	Liv	15.30	jb
35	190	Joseph Walker	StH	15.33	jb
36	114	Tom Berry	Wir	15.35	jb
37	290	Patrick Rowan	Sef	15.45	jb
38	112	Sam Butler	Wir	15.46	jb
39	90	Duncan Mac Donald	Wir	15.59	jb
40	111	Rahman Al-Shabazz	Wir	16.15	jb
41	109	Peter Lewis	Wir	16.20	jb
42	513	Mathew Courtney	kno	17.19	jb
43					
44					
45					
46					
47					

**SOME NUMBERS APPEAR TO HAVE BEEN INCORRECTLY ISSUED AND / OR ENTRY SLIPS NOT HANDED TO RECORDER, PLEASE EMAIL WITH NAME CHANGES. champsec2012@gmail.com**

### OVERALL TEAM RESULTS

1<sup>st</sup> 3 x "A" Teams gain awards

		position by team counter					
	AREA	1	2	3	4	5	TOTAL
1	LIV "A"	4	5	7	9	10	35
2	SEF "A"	3	6	12	15	19	55
3	WIR "A"	8	11	16	18	20	73
4	LIV "B"	14	17	22	31	34	118
5	WIR "B"	24	25	27	30	32	138
6	SEF "B"	23	26	28	29	37	143
7	WIR "C"	33	36	38	39	40	186
8							0



IF A TIE OCCURS THE LOWER 5th PLACE IS BEST

# MERSEYSIDE COUNTY SCHOOLS X-C 2011

## SEFTON PARK - LIVERPOOL

RACE RESULTS SATURDAY FEBRUARY 5th


**INT GIRLS (YR 10-11) & SEN GIRLS (YR 12-13) – 4 to Score – DISTANCE APPROX. 3.5k**

Please note that BOTH age groups score together for the team awards

PLACE	BIB	NAME	District	TIME	AGE
1	532	Hanna Tarver	Wir	11.43	sg
2	520	Sarah Astin	IOM	12.17	sg
3	522	Katharine Walker	Liv	12.30	sg
4	76	Emily Kearney	Wir	13.07	ig
5	524	Rebecca Donoghue	Liv	13.21	sg
6	529	Ellie Roberts	Sef	13.33	ig
7	77	Fiona Nuttall	Wir	13.41	ig
8	523	Olivia Perez	Liv	13.52	sg
9	83	Lauren Brett	Wir	13.57	ig
10	467	Katia Tastagh	IOM	14.05	ig
11	250	Georgina Hannaway	Sef	14.14	ig
12	187	Rachel McGoldrick	StH	14.18	ig
13	521	Katie Bowers Folan	Liv	14.25	sg
14	514	Ellon Hart	Sef	14.31	Sg
15	371	Hannah Skaife	Liv	14.38	ig
16	294	no name declared		14.39	
17	373	Rachael Mason	Liv	14.44	ig
18	186	Maria McGoldrick	StH	14.48	ig
19	468	Sosie Cox	IOM	14.57	ig
20	81	Heather Nuttall	Wir	15.05	ig
21	527	Alicia Burke	Sef	15.07	sg
22	293	no name declared		15.12	
23	372	Isobel Perez	Liv	15.32	ig
24	531	Lizzy McKay	Sef	15.41	sg
25	370	Charlotte Evans	Liv	15.55	ig
26	74	Eimear Corr	Wir	15.58	ig
27	84	Millie Powell	Wir	15.59	ig
28	75	Ellie Moore	Wir	15.59	ig
29					
30					
31		<b>SOME NUMBERS APPEAR TO HAVE BEEN INCORRECTLY ISSUED AND / OR ENTRY SLIPS NOT HANDED TO RECORDER, PLEASE EMAIL WITH NAME CHANGES. champsec2012@gmail.com</b>			
32					
33					
34					
35					

### OVERALL TEAM RESULTS

1<sup>st</sup> 3 x"A" Teams gain awards

		position by team counter				
	AREA	1	2	3	4	TOTAL
1	WIR "A"	1	4	7	9	21
2	LIV "A"	3	5	8	13	29
3	SEF "A"	6	11	14	21	52
4	LIV "B"	15	17	23	25	80
5	WIR "B"	20	26	27	28	101
6						0
						
16						0
17						0
18						0
19						0
20						0

IF A TIE OCCURS THE LOWER 4th PLACE IS BEST

# MERSEYSIDE COUNTY SCHOOLS X-C 2011

## SEFTON PARK - LIVERPOOL

### RACE RESULTS SATURDAY FEBRUARY 5th


INTER BOYS (Yr 10-11) - 4 to score Distance approx. 6k

PLACE	BIB	NAME	District	TIME	AGE	
1	502	Owen Sharp	Liv	18.08	ib	
2	270	James Grundy	Sef	18.17	ib	
3	369	Paul Tyson	Liv	18.18	ib	
4	366	Callum Grant	Liv	18.26	ib	
5	368	Kristian Quirk	Liv	18.32	ib	
6	67	Richard Evans	Wir	18.34	ib	
7	246	Andy Kershaw	Sef	18.47	ib	
8	59	Dan Jarvis	Wir	18.56	ib	
9	297	Liam Ellis	Sef	18.59	ib	
10	462	Jak Morris	IOM	19.12	ib	
11	461	Ammon Yeadsley	IOM	19.13	ib	
12	465	Stephen Garrett	IOM	19.14	ib	
13	463	Jason Moore	IOM	19.21	ib	
14	291	Greg Cook	Sef	19.24	lb	
15	57	Christian White	Wir	19.32	ib	
16	64	Matthew Westby	Wir	19.33	ib	
17	69	Will Patterson	Wir	19.49	ib	
18	65	Nathan Schofield	Wir	19.52	ib	
19	55	Amadeo Scanavacca	Wir	19.56	ib	
20	286	Luke Tyson	Sef	19.59	ib	
21	466	Zac Kelly	IOM	20.35	ib	
22	464	Shaun Moore	IOM	20.38	ib	
23	367	Chris Manning	Liv	20.44	ib	
24	54	McCormack	Wir	20.50	ib	
25	62	Joe Molyneux	Wir	20.59	ib	
26	247	Jonathan Bride	Sef	21.00	ib	
27	61	Joe Jollie	Wir	21.29	ib	
28	298	no name declared		21.39		
29	66	Niall Flanagan	Wir	22.44	ib	
30	279	no name declared		23.07		
31	292	Liam Byrne	Sef	24.04	lb	
32						
33						
34		<b>SOME NUMBERS APPEAR TO HAVE BEEN INCORRECTLY ISSUED AND / OR ENTRY SLIPS NOT HANDLED TO RECORDER, PLEASE EMAIL WITH NAME CHANGES. champsec2012@gmail.com</b>				
35						
36						
37						
38						

### OVERALL TEAM RESULTS

#### 3 x "A" Teams gain awards

1<sup>st</sup>

		position by team counter					
	AREA	1	2	3	4		TOTAL
1	LIV "A"	1	3	4	5		13
2	SEF "A"	2	7	9	14		32
3	WIR "A"	6	8	15	16		45
4	IOM "A"	10	11	12	13		46
5	WIR "B"	17	18	19	24		78
6							0
7							0
							
IF A TIE OCCURS THE LOWER 4th PLACE IS BEST							




**MERSEYSIDE COUNTY SCHOOLS X-C 2012**  
**SEFTON PARK - LIVERPOOL**  
**RACE RESULTS SATURDAY FEBRUARY 4<sup>th</sup>**

SENIOR BOYS (Yr 12/13) - 4 to score Distance approx. 7k

PLACE	BIB	NAME	District	TIME	AGE
1	277	Warren Turner	Sef	20.52	Sb
2	500	Oliver Lockley	IOM	20.53	sb
3	501	Luke Towers	Liv	21.45	sb
4	510	Tim Gordon	Wir	23.46	sb
5	505	Conor Flanagan	Wir	23.52	sb
6	507	Matt Owen	Wir	24.39	sb
7					
8					
9					
10					
11					
12					
13					
14					
15					
16					
17					
18					
19					
20					
21					
22					
23					
24					
25					
26					
27					
28					
29					
30					

**OVERALL TEAM RESULTS**  
**1<sup>st</sup> 3 x"A" Teams gain awards**

	position by team counter					TOTAL
	AREA	1	2	3	4	
1						0
2						0
3						0
4						0
5						0
6						0
						
16						0
17						0
18						0
19						0
20						0

*IF A TIE OCCURS THE LOWER 4th PLACE IS BEST*